

# MT PRODUCT INFORMATION

<b>DOCUMENT</b>	<b>CENTRE HITCH AUTO GREASE UPGRADE INSTALL</b>
<b>MACHINE/ GROUP</b>	<b>ALL EPIROC</b>
<b>DOCUMENT AUTHOR</b>	<b>GAVIN CUNNINGHAM 0407 389 689</b>
<b>DATE</b>	<b>20/12/2022</b>



3

## Background

The Epiroc center hitch lubrication is fed from a manually greased multiport grease distributor.


Manually greasing during weekly servicing is insufficient and does not prevent water ingress enough to reduce wear while tramming and drilling.

Maintenance Technique recommends connecting the center hitch grease distributor inlet to the front frame auto grease dividers, using 1 pump from boom distribution, ensures constant lubrication is supplied to the center hitch, steer cylinder, and trunnion increasing component longevity.

Moving the distributor to the outside of the chassis where possible, helps ensure accessibility for service and maintenance.

The grease nipple is kept on the inlet to the center hitch grease distribution block to still allow manual greasing.

## Implementing the change




Unbolt the grease distributor from inside the chassis frame.  
Disconnect all outlets and Re Rout the hoses to the outside of the chassis.  
Install a T Piece and connect a grease hose to the inlet

Center hitch  
distribution block

Manual grease point

New supply from auto  
grease distributor

### Centre hitch distributor



Run the grease hose through the chassis to the grease distributor mounted inside the chassis under the boom mantle.

Install a distributor outlet check valve to the top right side port  
connect the grease hose from the centre hitch here.



Zoom distributor connection













New Center hitch connection

Boom Mantle connection

### Boom frame auto grease distributor

The lincoln grease pump timer should be set to 2 off, 2 on. Meaning the grease delivery will last for around 48 hours before requiring a refill during daily servicing.

The **MT3128 2538 189** Auto Grease kit is a 'critical spares' stock of components needed for maintenance and repair of the Epric auto lubrication system. The storage box contains.

Component	Description	MT part number	Qty
	Straight Coupling	MT0580 0002 00	10
	Coupling 90 deg 12mm hex nut	MT0580 2202 00	10
	Coupling 90 deg 14mm hex nut	MT0580 2202 01	6
	1/8 grease nipple	MT0544 2162 00	10
	Safety Valve, Pump Outlet	MT3128 2538 02	1
	Hose joiner	MT3128 2538 08J	10
	Threaded sleeve	MT3128 2538 08	20
	Hose Adapter Straight	MT3128 2538 09	10
	High Power Pipe, per/meter	MT3128 2538 10	10
	Adapter T – To grease block	MT3128 2538 12	2
	Grease Distributor Block 6 port , indicator	MT3128 2538 17	1
	Grease Distributor Block 12 port	MT3128 2538 18	1
	Hose Adapter, 90 deg	MT3128 2538 90	10
	Check valve, for grease block	MT3128 2539 95	6
	Nut and Olive	MT3128 2539 9A	6
	Plug, for grease block	MT3128 3005 37	6
Grease hose/meter	HIGH POWER PIPE	MT3128 2538 10	10
	Storage Box	MT9106 1900 012	1

